

Project: Starring Snowmen

Starring Snowmen
Pattern A, part 1 of 3

A

B

To make an entire pattern,
cut out partial patterns on outside
lines and tape together, matching
dots and letters.


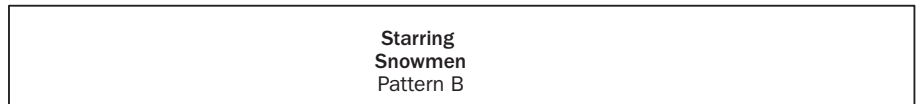
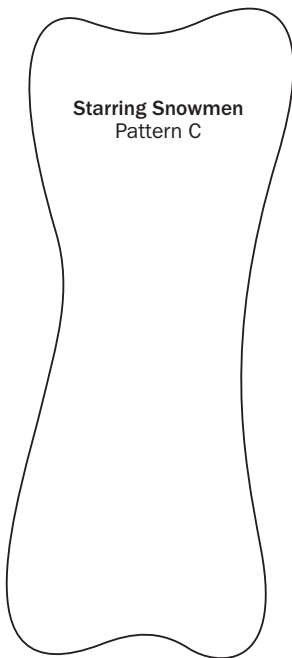
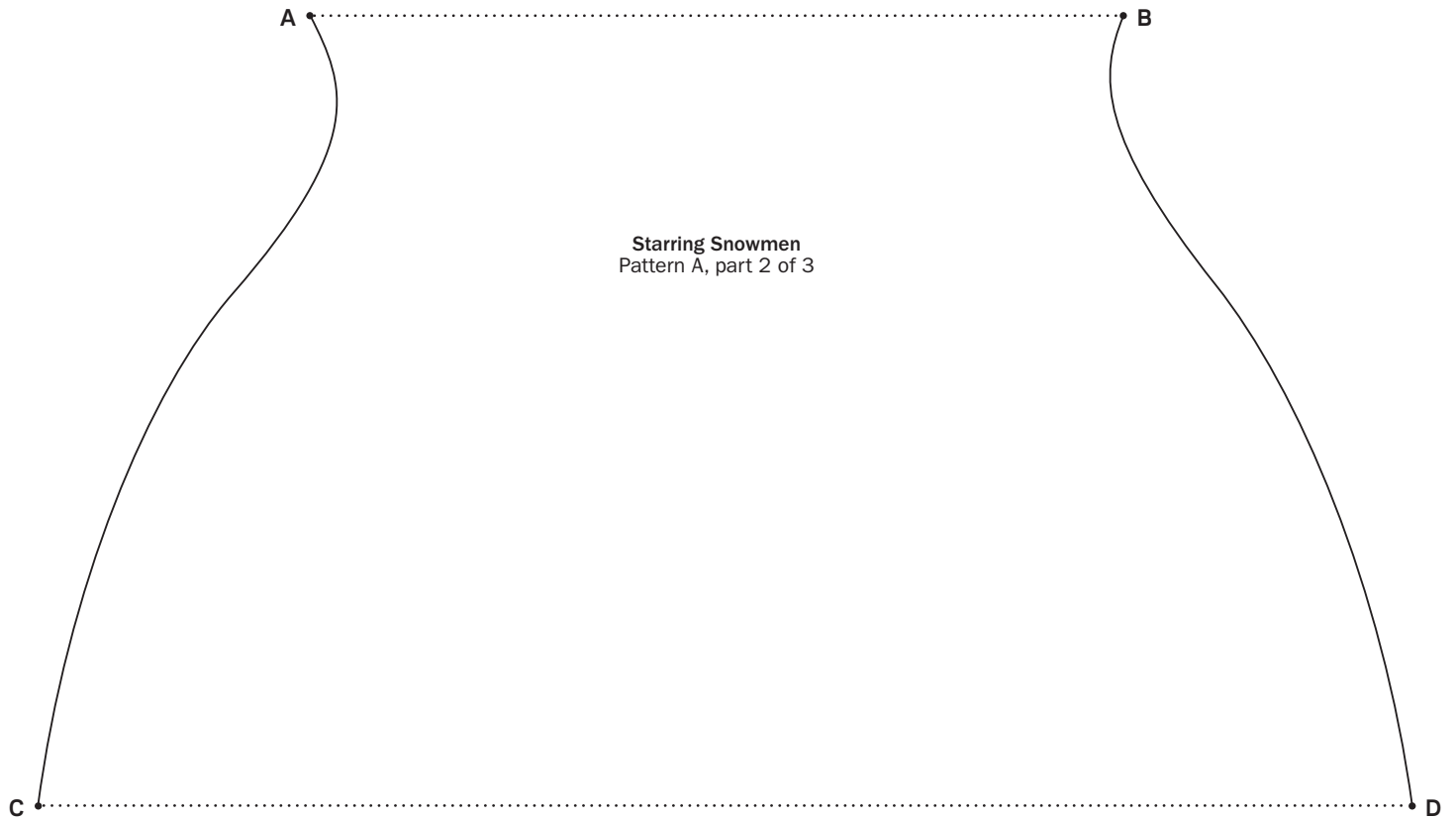
This box should
measure 1".

← 1" →

*** NOTE:**

When printing a
downloadable pdf, set Page
Scaling preference to NONE
to print patterns at 100%.
Do NOT "Shrink to Fit"
or "Fit to Printable Area."

Project: Starring Snowmen



To make an entire pattern, cut out partial patterns on outside lines and tape together, matching dots and letters.

This box should measure 1".

← 1" →

*** NOTE:**
When printing a downloadable pdf, set Page Scaling preference to NONE to print patterns at 100%. Do NOT "Shrink to Fit" or "Fit to Printable Area."

Project: Starring Snowmen

Starring Snowmen
Pattern A, part 3 of 3

Starring
Snowmen
Pattern E

Starring Snowmen
Pattern F

To make an entire pattern,
cut out partial patterns on outside
lines and tape together, matching
dots and letters.



This box should
measure 1".

← 1" →

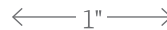
*** NOTE:**

When printing a
downloadable pdf, set Page
Scaling preference to NONE
to print patterns at 100%.
Do NOT "Shrink to Fit"
or "Fit to Printable Area."

Project: Starring Snowmen




This box should
measure 1".



*** NOTE:**

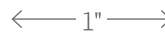
When printing a downloadable pdf, set Page Scaling preference to NONE to print patterns at 100%. Do NOT "Shrink to Fit" or "Fit to Printable Area."

Project: Starring Snowmen



Starring Snowmen
Pattern I

This box should
measure 1".



*** NOTE:**

When printing a downloadable pdf, set Page Scaling preference to NONE to print patterns at 100%. Do NOT "Shrink to Fit" or "Fit to Printable Area."