

Rainbow Connection Optional Size Chart

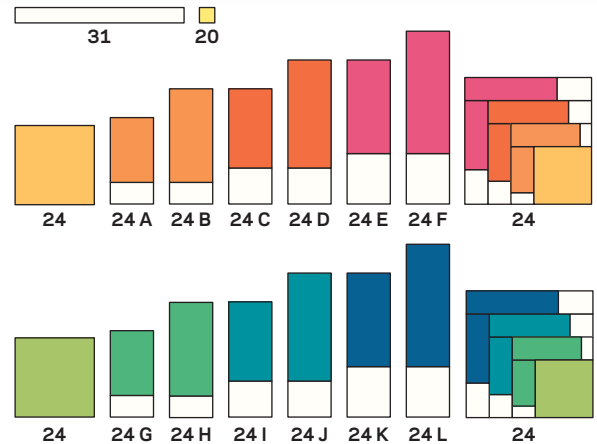
*Cut strips for strip sets lengthwise (parallel to the selvages).
Cut binding strips widthwise.

CRIB

Number of blocks total 12
 Number of blocks wide by long 3x4
 Binding strips: Cut 3—2½x42" strips from each ombré.
 Number and length of strip sets 1 each of
 strip sets A-L, each 41" long
 Finished quilt 37½x49½"

Materials:

White print (blocks, sashing strips)..... 1¼ yards
 Yellow/orange/fuchsia ombré (blocks,
 sashing squares, binding) 1½ yards
 Green/teal/blue ombré (blocks, binding) 1½ yards
 Backing fabric 2⅝ yards
 Batting 46x58"

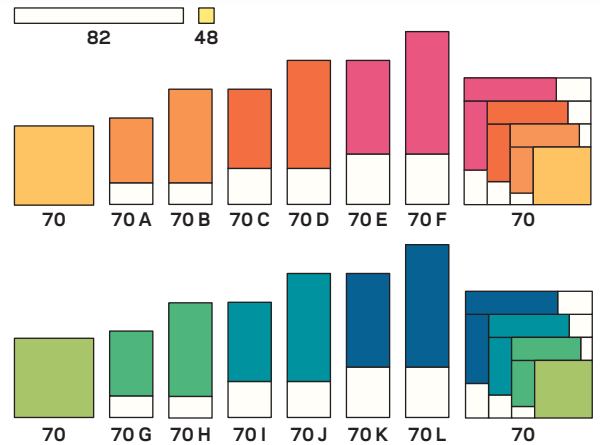


TWIN (with 10" drop)

Number of blocks total 35
 Number of blocks wide by long 5x7
 Binding strips: Cut 4—2½x42" strips from each ombré.
 Number and length of strip sets 2 each of
 strip sets A-L, each 58" long
 Finished quilt 61½x85½"

Materials:

White print (blocks, sashing strips)..... 3 yards
 Yellow/orange/fuchsia ombré (blocks,
 sashing squares, binding) 3⅝ yards
 Green/teal/blue ombré (blocks, binding) 3⅝ yards
 Backing fabric 5¼ yards
 Batting 70x94"

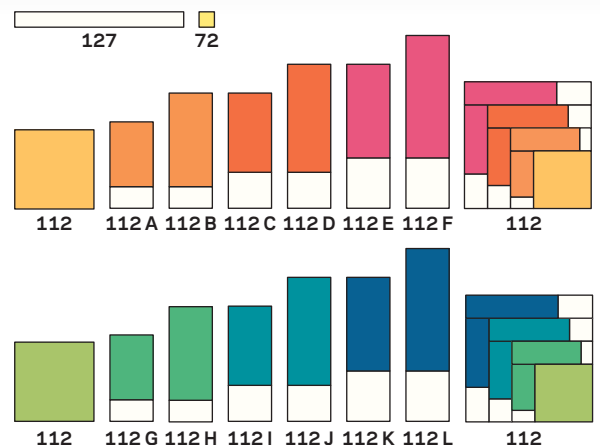


FULL (with 15" drop)/QUEEN (with 12" drop)

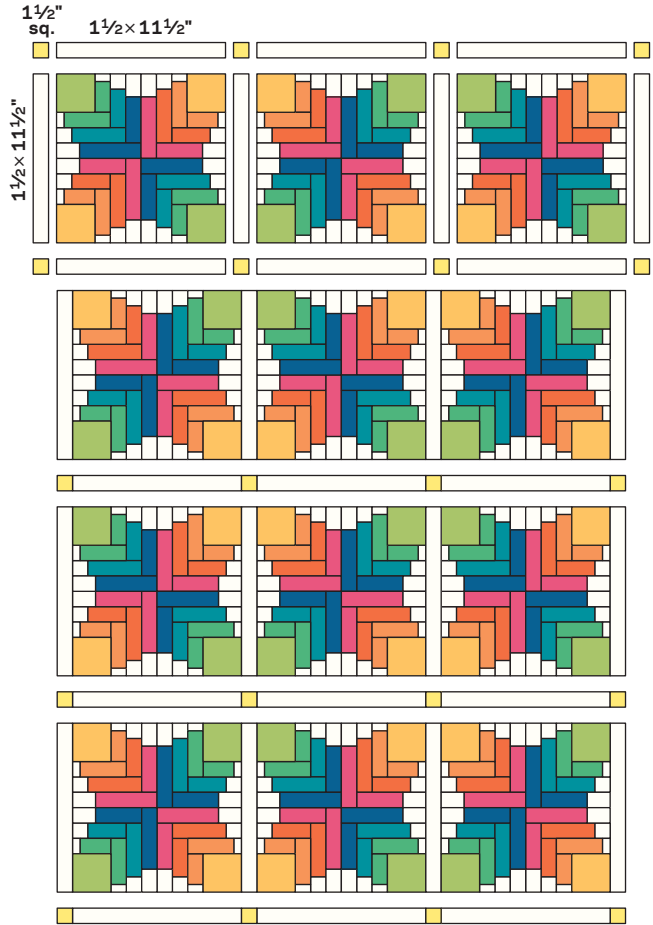
Number of blocks total 56
 Number of blocks wide by long 7x8
 Binding strips: Cut 5—2½x42" strips from each ombré.
 Number and length of strip sets 3 each of
 strip sets A-L, each 61" long
 Finished quilt 85½x97½"

Materials:

White print (blocks, sashing strips)..... 4⅓ yards
 Yellow/orange/fuchsia ombré (blocks,
 sashing squares, binding) 5⅞ yards
 Green/teal/blue ombré (blocks, binding) 5⅞ yards
 Backing fabric 7⅞ yards
 Batting 94x106"

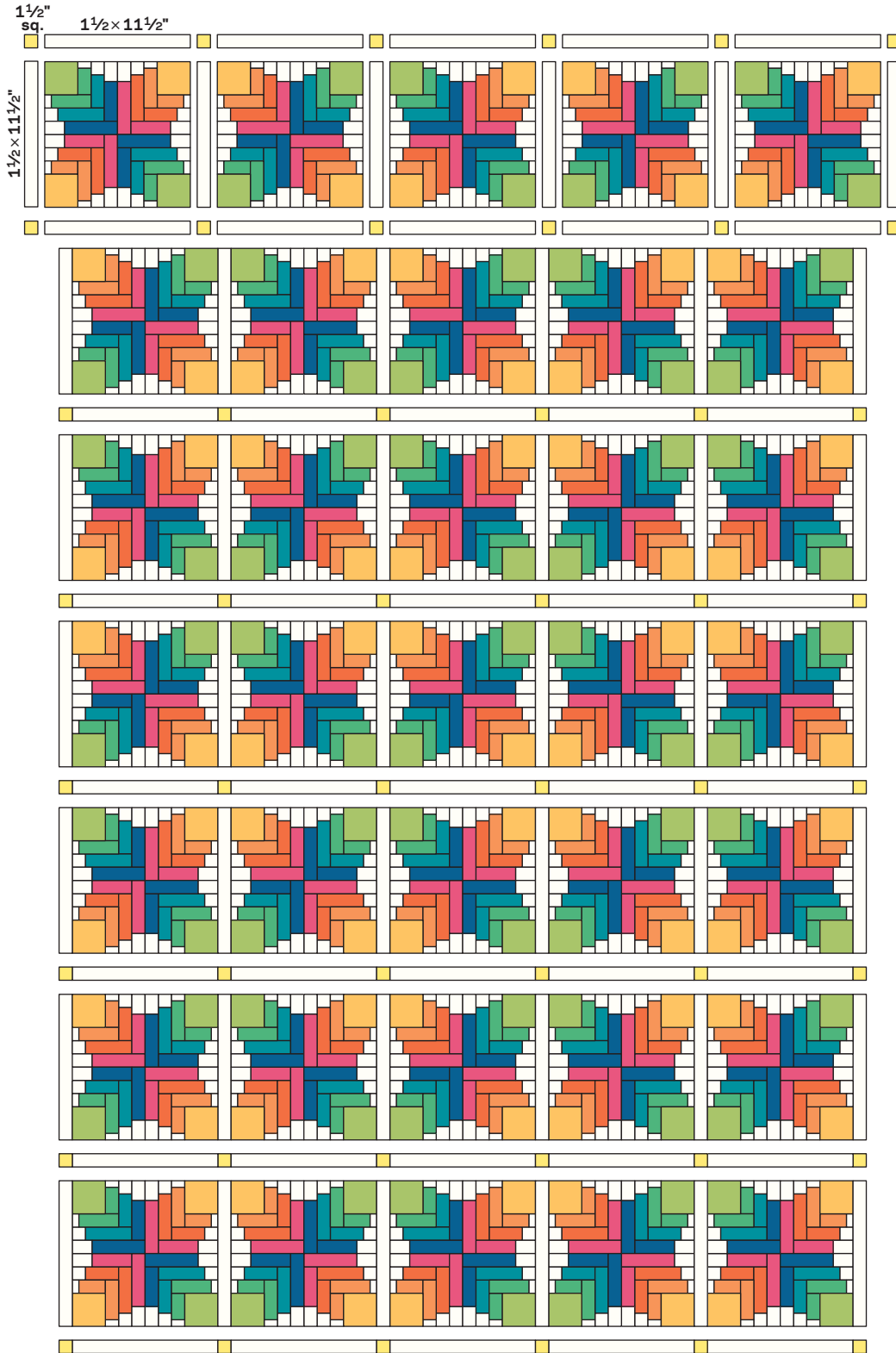


Rainbow Connection: Crib-Size




RAINBOW CONNECTION QUILT ASSEMBLY DIAGRAM: CRIB-SIZE

Rainbow Connection: Twin-Size



RAINBOW CONNECTION QUILT ASSEMBLY DIAGRAM: TWIN-SIZE

Rainbow Connection: Full-Size/Queen-Size



RAINBOW CONNECTION QUILT ASSEMBLY DIAGRAM: QUEEN-SIZE